

Dear children,

We would like you all to take part in our reading challenge!



All you have to do is record below every time that you read to a grown up or a grown up reads a story to you! (Nursery children we just ask that a grown up reads to you). There will be prizes for those that read or are read to every day and a special award for those who have read / been read to the most!

Reading to a grown-up

Listening to stories

Date	Who I read to

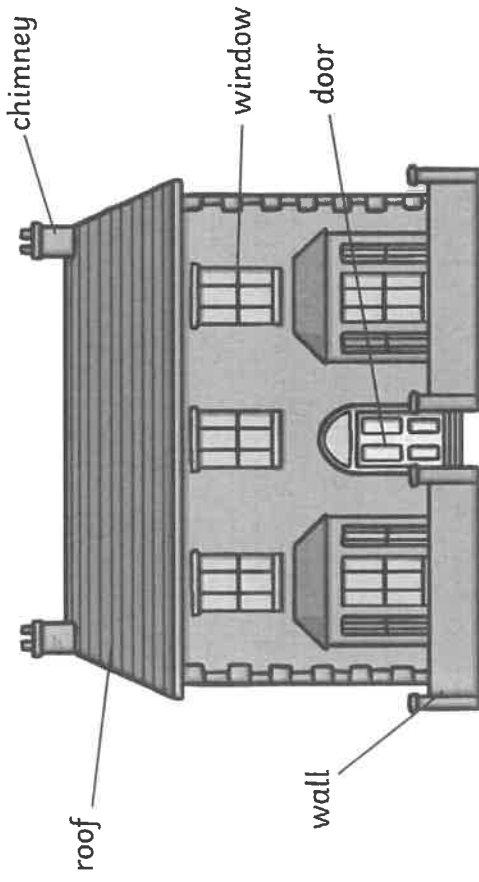
Date	Name of book / story	Who read to me?

You can record your reading on a piece of paper if you need to!

Happy reading !

EYFS School Closure Challenge Cards

Can you draw your house? Can you label your picture?




EYFS School Closure Challenge Cards

Write your name, using a different colour for each letter.



EYFS School Closure Challenge Cards

Choose a new book to read.
Stop reading in the middle of the story.
Can you guess what will happen at the end?
Were you right?



EYFS School Closure Challenge Cards

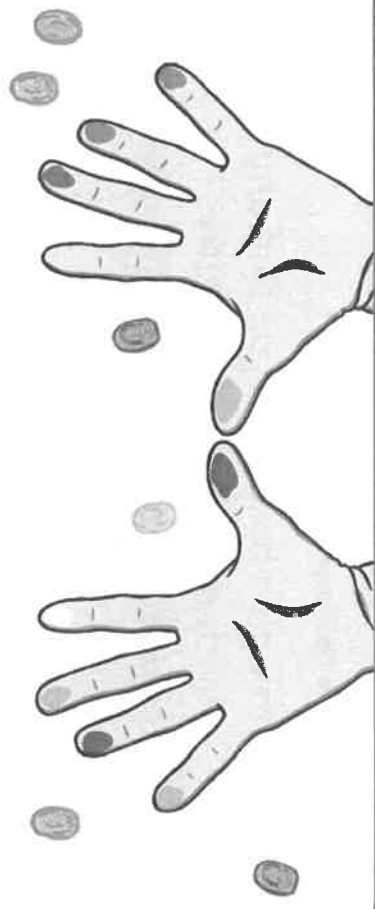
Look through a book.
Can you find any words
with more than seven letters?
What is the longest word you can find?



Can you fill a grid with circles and crosses? What pattern can you make?

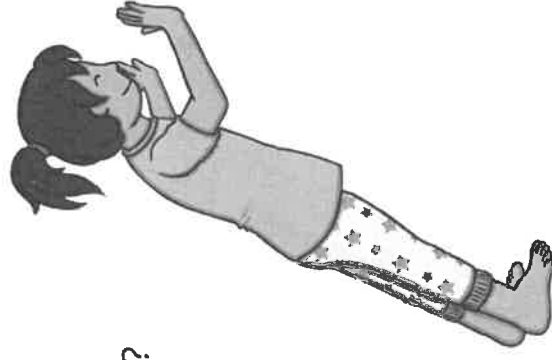
O	X	O	O	X	O
O	X	X	X	X	X
X	X	O	X	O	O

Can you fill a piece of paper with your fingerprints?



Wall Warm-Up

Find a wall. How many arm pushes can you do in a minute?



Animal Antics

Use your body to pretend to be different animals:

Snake: slither across the floor

Butterfly: flutter around the room

Elephant: stomp with both feet

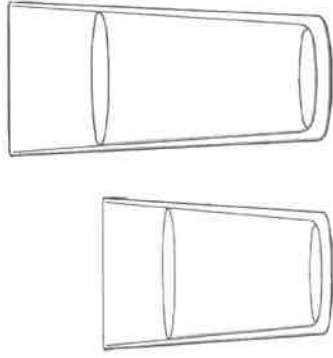
Kangaroo: bounce around

Frog: hop like a frog

Flamingo: stand still on one leg

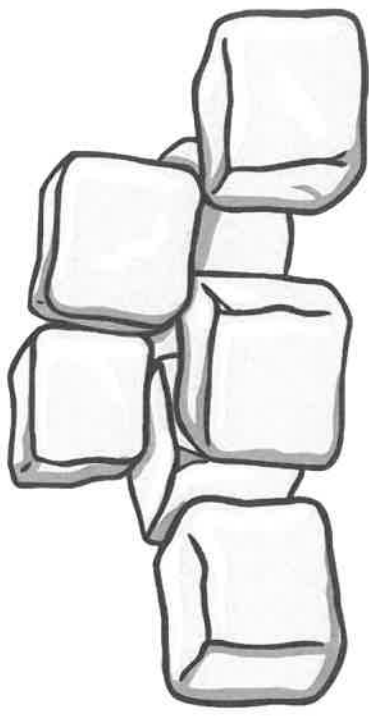
EYFS School Closure Challenge Cards

Can you fill a cup with water? Can you fill two cups? Do they hold the same amount of water?



EYFS School Closure Challenge Cards

Look at some ice carefully. What can you see inside? Can you find a way to melt the ice?




EYFS School Closure Challenge Cards

How many times can you sing a chosen nursery rhyme in one minute?




EYFS School Closure Challenge Cards

How many different ways can you time one minute?



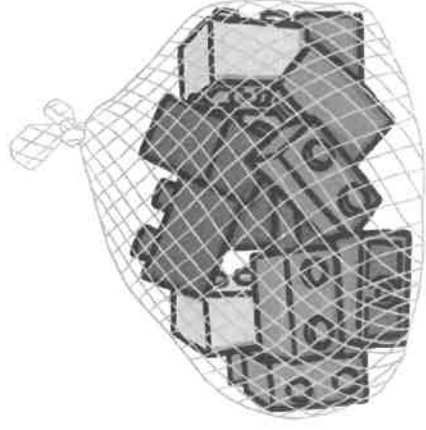
EYFS School Closure Challenge Cards

Can you build a tower of blocks as tall as you? How can you make it balance?



EYFS School Closure Challenge Cards

Choose 20 blocks and build a model. Can you use the same blocks to build a different model?



Maths: Counting and Ordering Numbers to 20

Home Learning Challenges

Write out the numbers 0-20 on some paper or card, cut them up and then ask a grown-up to mix the numbers up – don't peek! Then, see how quickly you can put them into the correct order. You could ask someone to time you and then see if you can get faster when you try again.

Collect 20 leaves from your garden or a local park. Write the numbers 1-20, one on each leaf, using a thick marker pen. Use a hole punch to make a hole in either end of the leaves and then thread them onto a piece of string. Don't forget to put them in the correct order! You could then put up your homemade number line in your bedroom to help you remember the order of the numbers.

Next time you open a packet of raisins, some carrot sticks or apple pieces, count out how many you have. If you're eating them with a friend, count how many they have too. Can you write the numbers down?

Ask an adult to hide the numbers to 20 around your room, house or garden. See if you can find all 20 and place them in order. You could ask someone to tell you a number to find. Can you remember what the number looks like and find it?

Draw circles on a piece of paper and put different coloured paints in shallow trays. Choose a number between 1 and 20. Dip your finger into paint and add that many petals to one of the circles, making a flower. Count the petals to check how many you have and write that number in the middle of the circle. Choose another number and do the same to another circle on your page. Fill up your page with colourful flowers, each with different amounts of petals.

Write the numbers 0-20 on plastic building bricks. Make a tower of 21 bricks, seeing if you can put the numbers in the correct order. Start with 0 at the bottom and 20 at the top and then try starting with 0 at the top and 20 at the bottom.

Activities to Try at Home

Here are a selection of ideas and activities split into the different Areas of Learning that you can do to help your child work towards achieving their early learning goals.

Personal Social and Emotional Development

- Try playing some simple board or card games together or try working together to build a jigsaw puzzle.
- Encourage your child to talk about their friends and arrange opportunities to invite friends round for tea or meet up at a park for the children to play together.
- Encourage children to talk about their likes and dislikes in terms of activities they like and do not like to do. Encourage them to explain their thoughts and feelings.
- Encourage children to be independent but to ask for help when needed. Encourage them to talk to familiar adults and children about activities they would like to do.
- Discuss different feelings – try acting out different emotions for children to identify.
- Discuss plans and routines and encourage children to talk about their daily activities.

Communication and Language

- Initiate conversations with your child, ask questions and demonstrate how to be a good listener.
- Share rhymes, songs, books and stories. Talk about what is happening in the stories or rhymes. With a familiar rhyme or book, stop suddenly and ask your child to continue, or you could accidentally get the words 'wrong' and your child could correct you!
- When sharing stories together, talk about the story and the characters. Ask your child to explain events in stories.
- Model correct sentence structure and words – instead of over correcting your child, repeat words or sentences, e.g. if your child says "bued an apple" say "Yes, you bought an apple."
- When you have a holiday, a day out or a trip somewhere, work together to create a record of the event, such as a photo, collection of objects or a drawing, which you can talk about later.
- When you have a holiday, a day out or a trip somewhere, work together to create a record of the event such as a photo, collection of objects or a drawing, which you can talk about later.
- Talk about your children's interests and encourage them to learn and use new vocabulary.

Physical Development

- As a family, try some different active activities! You could try; dancing, playing football, going for walks, riding a bike or going swimming.
- Encourage children to try using different types of materials and simple tools. Provide playdough or salt dough to knead and make model, as well as beads to thread onto laces. You could also provide tools, such as child-safe scissors, paintbrushes, crayons, and child-safe knives and forks.
- Encourage your child to get dressed/undressed independently and manage their own personal hygiene (such as washing their hands and brushing their teeth).
- Encourage your child to talk about healthy food choices. Go shopping with your child and talk about healthy foods and why a balanced diet is important.

Literacy

- Share pleasure in reading with your child. Share books together and join a local library. Encourage your child to look at a range of different books such as, stories, poems, information books and comics. Talk about favourite stories and characters.
- Practise identifying letter sounds (phonics). Look for letters you see when you visit different places and demonstrate reading the words.
- Make word and letter sound cards for sounds or words your child finds tricky. Try saying them in funny voices to help practising them more fun!
- Encourage your child to explore writing using different materials such as pencils, chalk, crayons and pens. They could try writing letters into a tray of sand or flour using a finger or try painting letters onto a pavement using a paintbrush and water.
- Demonstrate different purposes for writing such as writing a shopping list, writing a greetings card or a postcard when on holiday. Encourage children to try writing for different purposes too and praise them for their efforts.

Mathematics

- Look for numbers when you visit different places. Talk about house numbers, car number plates, prices of goods in the supermarket, etc. Challenge children to identify the numbers and say which number is one more or one less than the ones they see.
- Play dice games with your child such as snakes and ladders.
- Talk about simple addition and subtraction in practical ways. Use toys or other items to demonstrate addition by counting on and subtraction by counting back.
- Look for 2D and 3D shapes around the house or when out and about and ask your child to describe them. Encourage the use of correct terms such as 'sides' and 'corners'. Build models or pictures using empty packaging or paper shapes and talk about the shapes used.
- Compare size, weight and capacity. Get your child using words like 'longer', 'shorter', 'taller', 'heavier', 'lighter', 'full' and 'empty'. Talk about things you see in the world around you, or create opportunities for comparison, perhaps by rolling playdough snakes ('Can you make a longer/ shorter one?') or pouring water into different cups during bath time.

Understanding the World

- Talk about special events in your family, such as holidays, weddings, birthdays and celebrations. Maybe bring in a souvenir to show the class!
- Take a trip to a park and look at the plants, insects and animals.
- Explore different weather conditions and talk about seasonal changes in the world around you.
- Go on a technology treasure hunt at home! Talk to your child about how we make these things work and how to use them safely.
- Look at different types of technology when you're out and about. They could explore using a camera to take photos on days out too.

Expressive Arts and Design

- Try some different creative activities using a variety of different materials such as; making musical instrument models using empty packaging, collage activities to make pictures using wool or coloured paper and mix colours of paint to paint pictures.
- Encourage children to sing their favourite songs and listen to music.
- Try using some toys or make some puppets and create your own story!
- Try setting up a pretend shop, restaurant, hairdressers salon, workshop or classroom. Role play as customers and shopkeepers, etc. and create stories and scenes together.

CVC Writing Word Activity Sheet

bun



Read it



Say it

Write it



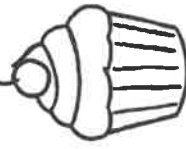
Fill the space

--	--	--



Colour it

bun



Spell it

--	--	--




Cut out



n	b	u
---	---	---

CVC Word Activity Booklet

Name _____



CVC Word and Picture Matching Worksheets



CVC Writing Word Activity Sheet



Read it

pop



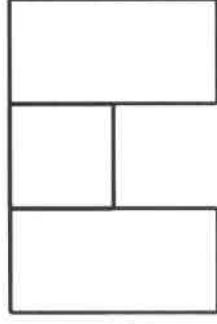
Say it



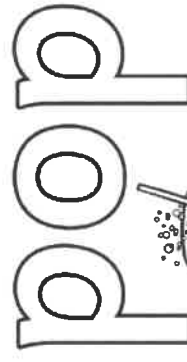
Write it



Fill the space



Colour it



Spell it



Cut out



CVC Writing Word Activity Sheet



Read it

dig



Say it



Write it



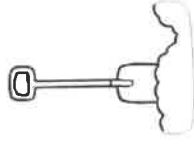
Fill the space

--	--	--



Colour it

dig



Spell it

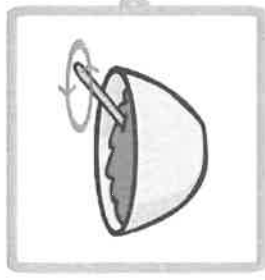
--	--	--



Cut out

d	g	i
---	---	---


CVC Word and Picture Matching Worksheets



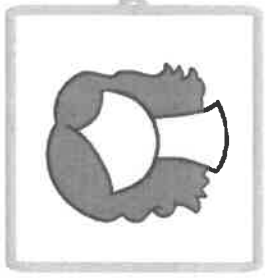
wig



bat

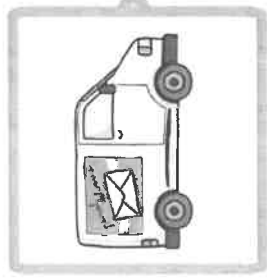


mix









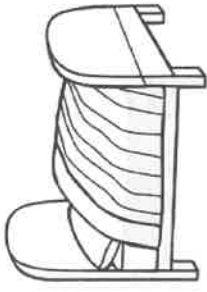
pig


CVC Word and Picture Matching Worksheets





CVC Writing Word Activity Sheet

Write it  

Fill the space   Colour it   

Spell it 

Cut out  

CVC Writing Word Activity Sheet



Read it

van



Say it



Write it



Fill the space

--	--	--



Colour it

van



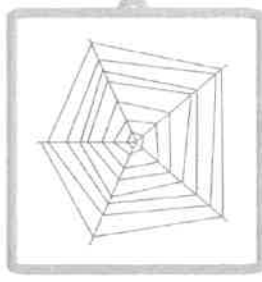

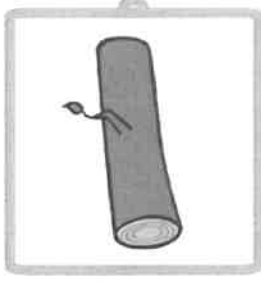
Spell it

--	--	--



Cut out

a	v	n
---	---	---



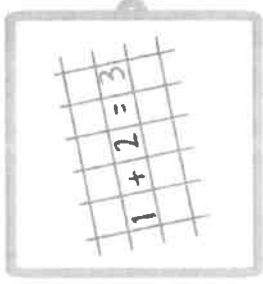
bug

web


log

red

CVC Words Cut and Paste Worksheet: Mixed




cob



sun



sum



hot

CVC Words Wordsearch

s i t o j

r z k s u

p e t z g

i u j a m

y e b o x




pet

jam




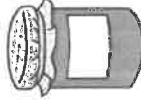

box

jug




Spelling Maze!

Draw lines between the right letters to spell out the word! Write your word on the lines at the end!

	c	o	g	_____
	l	a	t	_____
	r	u	p	_____
	e	e	d	_____
	x	e	p	_____
	h	o	n	_____
	s	u	m	_____
	j	a	s	_____
	t	a	n	_____
	p	e	y	_____


Read and Draw



Read the words and draw pictures to illustrate the words.

man	dog
van	bin

Read and Draw




Read the words and draw pictures to illustrate the words.

rat



hat

jam

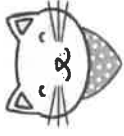


wig



Spelling Maze!

Draw lines between the right letters to spell out the word! Write your word on the lines at the end!



c

o

n

x

a

t



r

u

p

e

i

n



x

i

p

m

o

g



s

u

e

b

w

s

10

t

o

n






d

e


y

Spelling Maze!

Draw lines between the right letters to spell out the word! Write your word on the lines at the end!

	j	o	n	_____
	t	i	r	_____
	z	e	p	_____
	e	i	g	_____
	r	i	t	_____
	s	u	g	_____
	s	u	e	_____
	m	w	n	_____
	w	o	m	_____
	s	u	x	_____

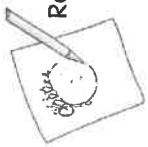
Read and Draw





Read the words and draw pictures to illustrate the words.

van	cap
bat	hen

Read and Draw



Read the words and draw pictures to illustrate the words.



Spelling Maze!

Draw lines between the right letters to spell out the word! Write your word on the lines at the end!



j i n

f u r

l e x

e o g



r e f

f u g



b a e

m w p





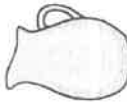


w o b

f e x



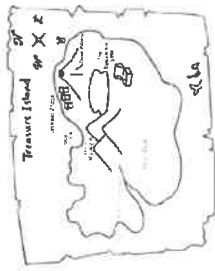
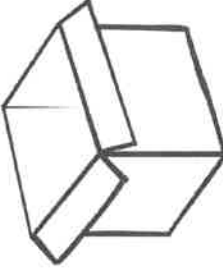
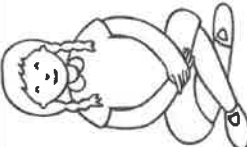
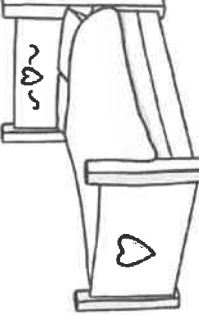
Spelling Maze!

Draw lines between the right letters to spell out the word! Write your word on the lines at the end!

	b	o	n	x	u	r	_____
	h	e	t	e	o	n	_____
	j	e	f	f	u	g	_____
	d	u	e	b	w	g	_____
	b	o	a	f	e	x	_____

CVC Words Cut and Paste Worksheet: Mixed


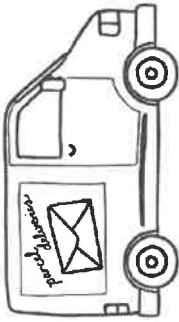

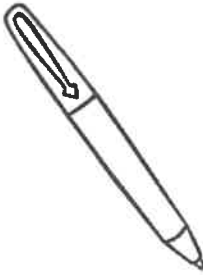
Directions: Cut and paste the letters to make the word for the picture in the box.

p	b	a	o	m	t
s	d	b	e	i	x

CVC Words Cut and Paste Worksheet: Mixed




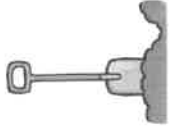

Directions: Cut and paste the letters to make the word for the picture in the box.

n	j	o	e	n
g	s	u	a	p
v				


Spelling Maze!

Draw lines between the right letters to spell out the word! Write your word on the lines at the end!

	m	o	n	_____
	x	a	r	_____
	v	a	f	_____
	o	t	n	_____
	w	e	f	_____
	p	r	n	_____
	d	j	e	_____
	a	i	g	_____
	f	o	y	_____
	d	e	g	_____

Spring

I Spy and Count to 10



Spring I Spy and Count to 10

Count the number of each type of spring item and write the numeral in the box.

tulips



eggs



rain clouds



tadpoles



lambs



umbrellas



butterflies



ducklings



suns



daffodils



On the Farm

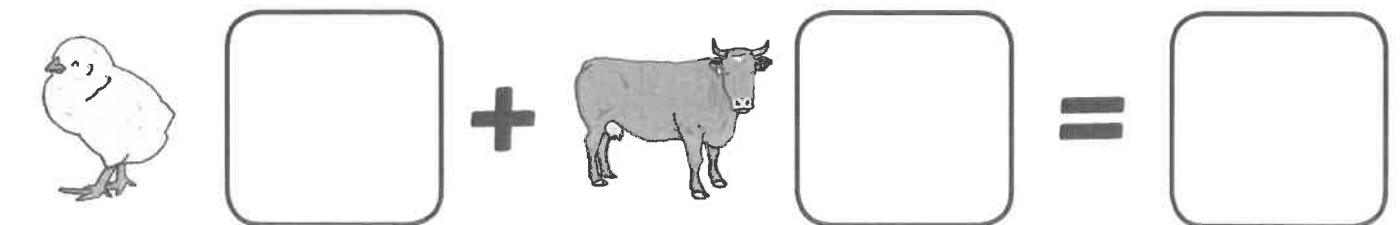



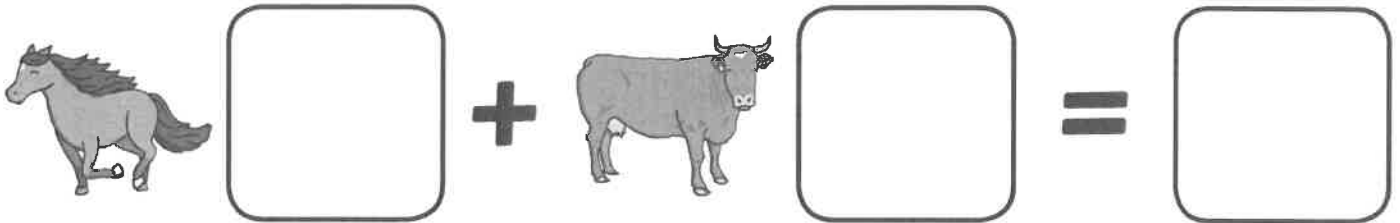
I Spy and Add to 10



On the Farm






I Spy and Add to 10

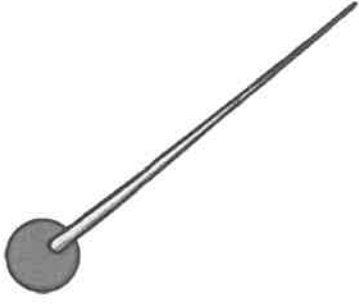
Count the number of each type of farm picture needed in the addition number sentence. Write the numbers in the boxes to create and then solve an addition number sentence.




Comparing Numbers to 10

Count how many vehicles are on each side of the road and then write your answers in the boxes. Circle which one has more.






pin




bug



hen




dog



man



bun



cat




dig

Phase 2 Home Learning Challenges

Look at things around the room and say the sound they begin with. Can you hear the sound they end with too? Try writing some of them down.

Can you spell out any of the pictures? Tell your grown-up which sound it begins with and which sound it ends with. Do all the words have the same number of sounds?



Can you put the sounds on this page into the phoneme frames to make words?

Play a game with your grown-up. Take it in turns to give instructions. For example, 'Touch your f-ee-t' or 'Stand u-p'.

Can you look in a book and find any of these words? Which words did you spot the most?

the
to
I
go
no

Can you read the letters on this page and think of a word that begins with each one?

t	f
d	l
c	s
b	o

qu,ch,sh,th,ng Read and Race

Start

qu

this

with

thick

path

song

wing

rung

Finish

ch

th

ng

sh

quiz

quit

quick

quack

liquid

chop

chin

check

much

rich

ship

shed

shop

shell

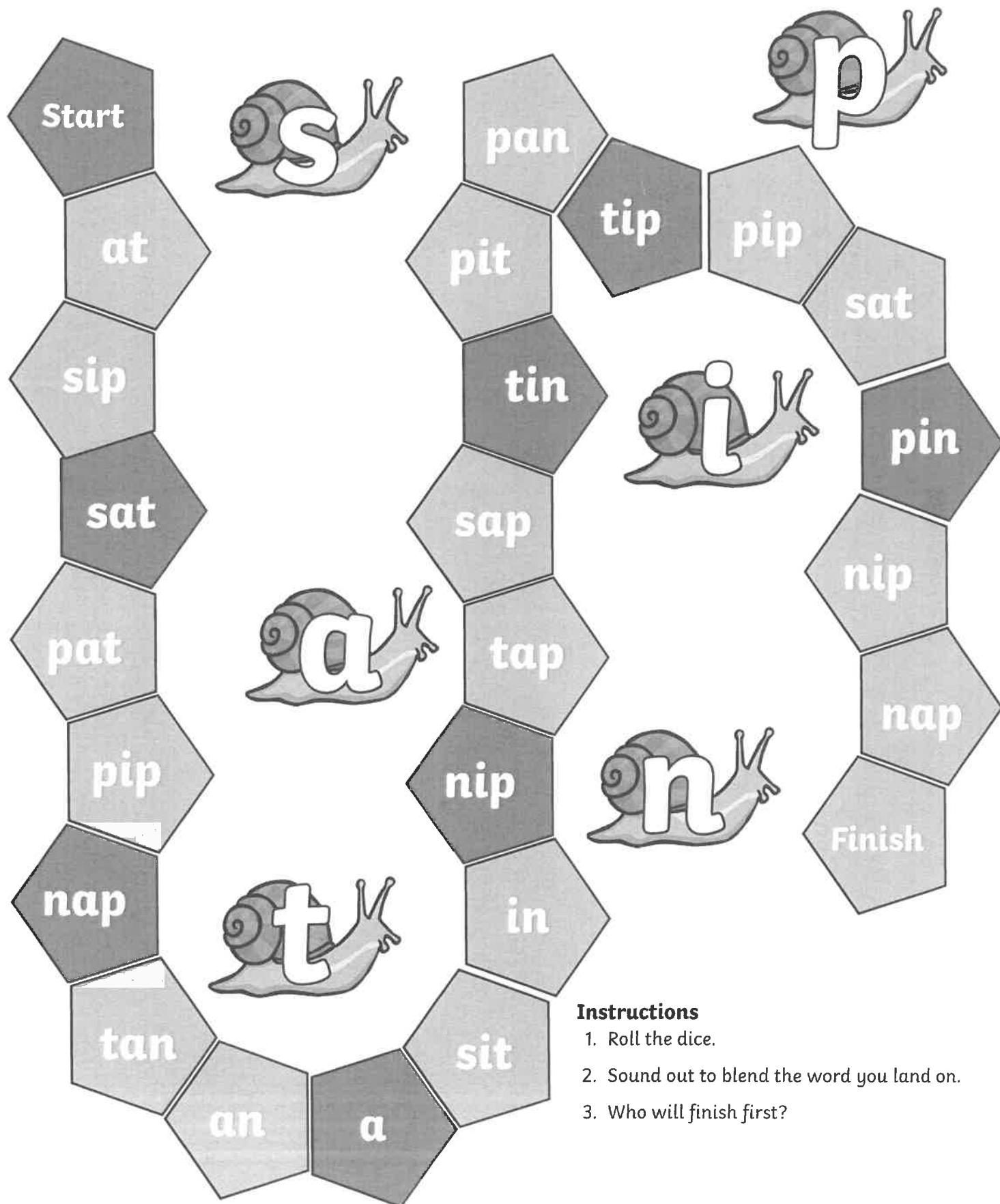
fish

shock

Instructions

1. Roll the dice.
2. Sound out to blend the word you land on.
3. Who will finish first?


SATPIN Read and Race



Instructions

1. Roll the dice.
2. Sound out to blend the word you land on.
3. Who will finish first?


Tablespoon Biscuit Recipe



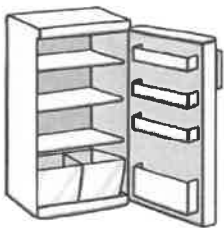
1



2

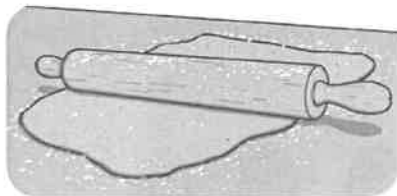


3



30 minutes


4



5



6



12 minutes

7



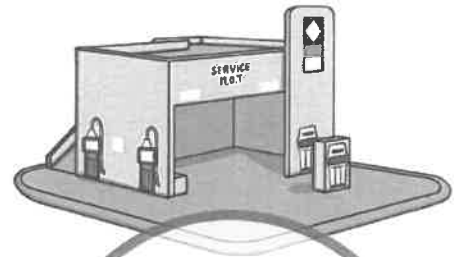
visit [twinkl.com](https://www.twinkl.com)

Toys



Home Learning Challenge



Have a look at your toys at home. Can you find a toy that can move, a toy that makes sounds and a toy that lights up? How do you make them work? Do you need to push a button? Do they have batteries? Do you wind them up? Talk to a grown-up about the different ways your toys work.



Draw a picture of your favourite toy.



Have a look at your toys. Can you find a toy with numbers on? Look at the numbers carefully. Can you see numbers 1, 2, 3, 4 and 5?



Talk to a grown-up in your family about the toys they used to have when they were little. Find out if they had any toys that are similar to toys that you have got. How were their toys different? What was their favourite toy?



Make an Emoji Face

Cut out the pieces and stick them on to the face to make an emoji face! How do you think your emoji is feeling?

